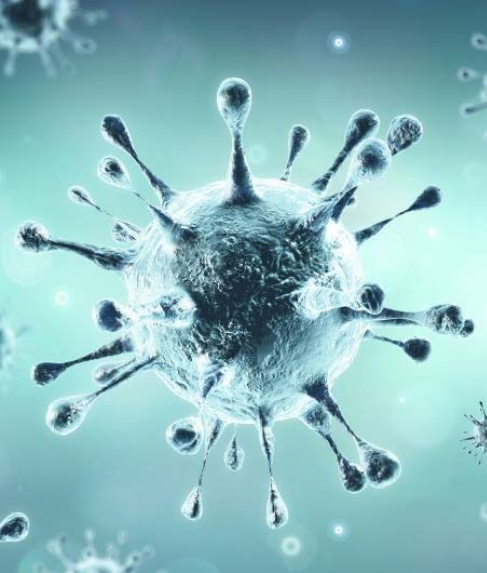


COVID-19

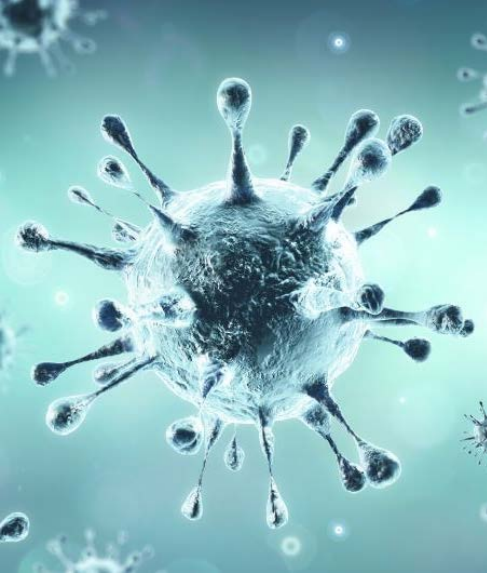
How to **PREVENT & CURE**
COVID-19 using oxidation based
methods and treatments



COVID-19

- Preventing & Curing
The Basics

- Oxygen based treatments inactivate viruses by oxidizing fundamental proteins that all viruses need to infect cells^{[1](#),[2](#)}
- Ozone, Hydrogen Peroxide (H₂O₂) & Chlorine Dioxide (ClO₂) all inactivate viruses by oxidizing these fundamental proteins^{[01](#),[1](#),[2](#),[3](#),[4](#)}



COVID-19

- Preventing & Curing
The Basics

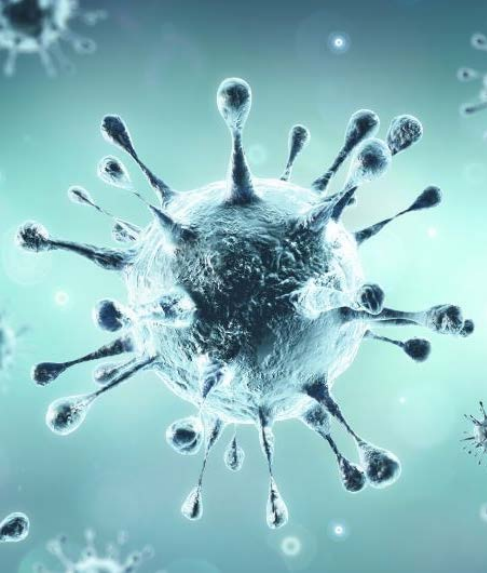
- But are these oxidative molecules safe to bring into the body? Yes they are:
- Ozone³: *Paper discussing ozone treatment for **COVID-19***
- H₂O₂⁵: *Paper discussing IV H₂O₂ therapy*
- ClO₂^{6,7,8}: #6: *Jump to 30 minutes in video.* #7: *22 activated drops of MMS in IV.* #8: *PDF of before & after blood tests of IV ClO₂ use indicating safety*



COVID-19

- Preventing
Suspect Patients

Even if they don't have any symptoms, all persons suspected of having **COVID-19** should immediately do 5 to 10 minute, bi-hourly nebulizer treatments using either a nebulizer⁹ or an ultrasonic humidifier¹⁰ containing either CLO₂ at 10 to 50ppm in saline solution¹¹ or H₂O₂ at 0.015% to 3.0% in saline solution¹²

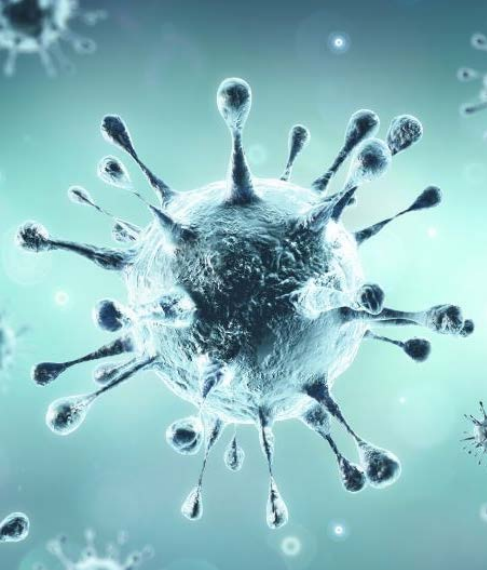


COVID-19

- Preventing

Suspect Patients

- In addition, all persons suspected of having **COVID-19** should be given at least up to:
 - 1000mg of Vitamin C orally every 2 hours
 - 4000IU Vitamin D orally once a day
 - Hydroxychloroquine – one 200mg pill twice a day for 5 days
 - Zinc Sulfate – one 220mg pill a day for 5 days

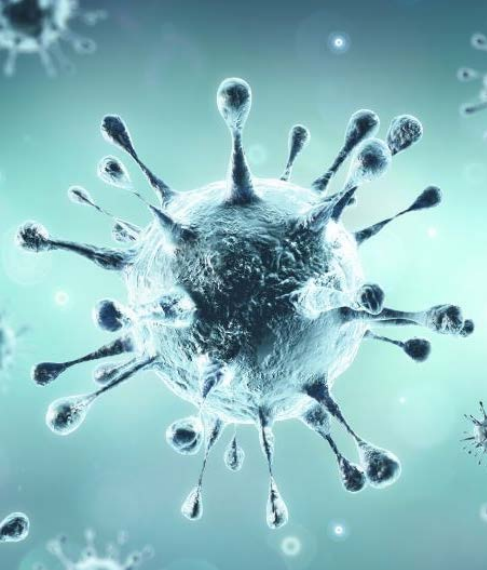


COVID-19

- Curing

Patients Testing Positive

- Since **COVID-19** is a respiratory disease, the first line of attack should be directed at the respiratory track, focusing on the lungs
- Nebulizers⁹/Ultrasonic Humidifiers¹⁰ should be used to deliver 1 of 2 anti-virals; Chlorine Dioxide¹¹ or Hydrogen Peroxide¹² directly to the lungs to stop & break up the infection

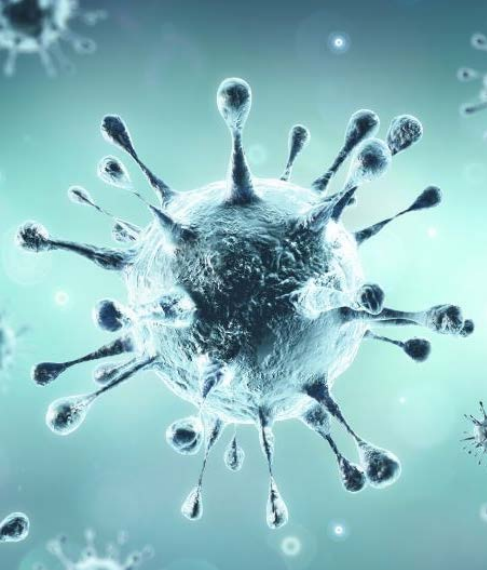


COVID-19

- Curing

Patients Testing Positive

- Both Hydrogen Peroxide (H_2O_2) & Chlorine Dioxide (ClO_2) can be safely inhaled IF contained within water droplets;
 - ClO_2 in saline: from 10ppm to 50ppm^{[11](#)}
 - H_2O_2 in saline: from 0.015% to 3.0%^{[12](#)}
 - These treatments should be 5 to 10 minutes in duration and done hourly



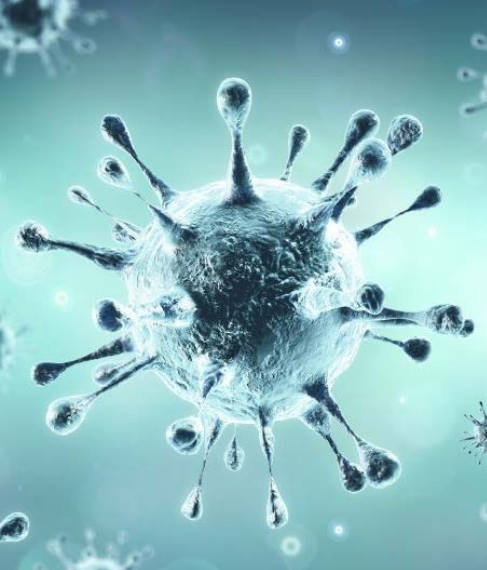
COVID-19

- **Curing**

Patients Testing Positive

At first signs of symptoms, all patients should also immediately take:

- Hydroxychloroquine – one 200mg pill twice a day for 5 days
- Azithromycin – one 500mg pill a day for 5 days
- Zinc Sulfate – one 220mg pill a day for 5 days



COVID-19

- **Curing**

Patients Testing Positive

Optionally, Ozone, Hydrogen Peroxide (H₂O₂) & Chlorine Dioxide (ClO₂) can all be safely given intravenously to inactivate the virus in the blood;

- Ozone: 1-5% ozone in 95-99% oxygen as a gas³
- 0.03% H₂O₂: 3% H₂O₂ combined with 250ml 5% glucose in water solution given over 90 minutes⁵
- 40ppm ClO₂: 2.50ml of 4000ppm in 250ml saline solution given over 90 minutes^{6,7,8}

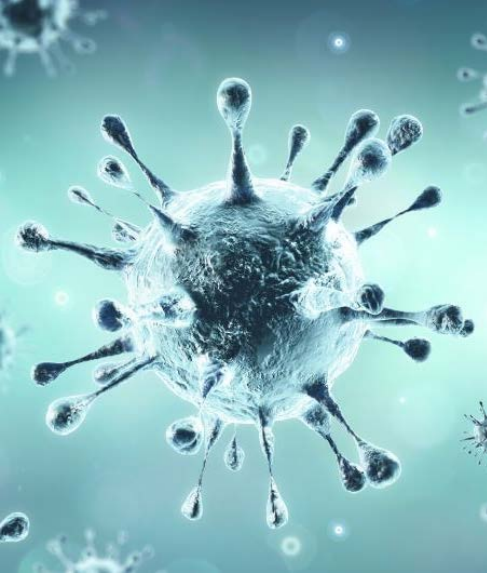


COVID-19

- Curing

Patients Testing Positive

- An aggressive 2 pronged, oxidative therapy treatment such as has been described here, which will work as anti-viral treatments, will easily inactivate the **SARS-CoV-2** virus while at the same time being safe to the patients.
- The sooner these treatments are implemented in the course of the disease the sooner patients will be able to leave the hospital & reunite with family



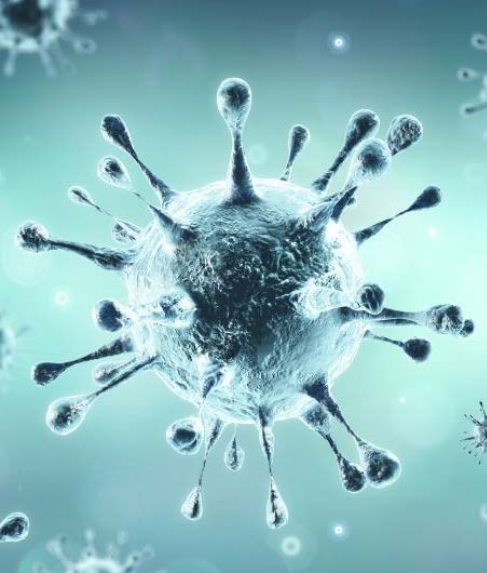
COVID-19

- **Curing**

Patients Testing Positive

In addition, all the previously mentioned treatments are NOT expensive

- Nebulizers and Humidifiers are inexpensive
- Ozone treatments are inexpensive
- Chlorine Dioxide costs almost nothing
- Hydrogen Peroxide costs almost nothing also
- Ventilators should not be needed in most cases
- Again, patients will go home to family much sooner



COVID-19

- Conclusion

We can easily **PREVENT & CURE COVID-19** using these oxidation based methods and treatments right away!

- Precious lives will be saved immediately!
- The burden on hospitals will be reduced!
- Everyone will be able to resume work!
- The economy will be saved!



COVID-19

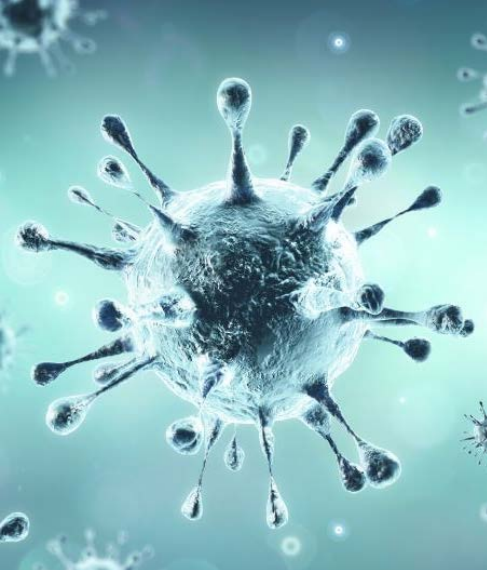
- Conclusion

One definition of insanity is continuing to do the same thing everyone else has done and expecting a different outcome.

- We need to think outside the box and at least put oxidative treatments through a quick trial – we have nothing to lose and **everything to gain.**

Thank You

Created by Scott McRae



COVID-19

Re: Chlorine Dioxide

Where to find it?

Chlorine Dioxide (ClO_2) isn't as easy to find as Ozone or Hydrogen Peroxide so what people have done is make it themselves, usually using Technical grade Sodium Chlorite & Hydrochloric Acid (Food or Pharmaceutical grades would be better). However, while people could make it, nobody knew what the concentration was & so they couldn't really dilute it properly for various uses. A few years ago, I created a 3500 ppm ClO_2 with the help of my good friend Charlotte Lackney which we called CDH. It allowed people to know exactly what their ppm was. Well I've made it even better & now we have what I'm calling CDH4000 (4000 ppm / 0.4% ClO_2). It's easier to make & use because of its round numbers & it's not patented so hospitals can make & use it immediately to treat for **COVID-19**.

Created by Scott McRae

CDH4000 Preparation Instructions

(A consistent 4000 ppm Chlorine Dioxide Solution)

The following instructions are for making a 100ml quantity of CDH4000. To make any other quantity, simply scale the ingredients up or down. For example: to make 1000ml of CDH4000, multiply all the ingredients given by 10. To make 10ml, divide all the ingredients by 10.

Ingredients needed:

- 90ml of pure water (ideally distilled or reverse osmosis)
- 5ml of 20 to 25% Sodium Chlorite (NaClO_2) solution in water
- 5ml of 4% Hydrochloric Acid (HCl) (**DO NOT USE any other acid or percent, otherwise it won't be 4000 ppm!**)

Equipment needed:

- 1 100ml bottle (ideally colored glass to filter sunlight, see photo)
- 1 plastic cap with an LDPE seal (**DO NOT USE a rubbery type of seal, as it will melt & contaminate the ClO_2 , see photos**)
- 3 plastic pipettes, 2 for adding the ingredients & 1 for dosing (3ml)

Instructions:

Put 90ml of water into the bottle, add 5ml of 20 to 25% Sodium Chlorite, add 5ml of 4% Hydrochloric Acid. Cap & shake occasionally & wait 24 hours. Then store in refrigerator. Use a 3ml plastic pipette for dosing.

CDH4000 Preparation Instructions

(A consistent 4000 ppm Chlorine Dioxide Solution)


Below is an example of a couple of good bottles to use & examples of good caps to use and also a bad cap which **should not** be used. Also a pipette is shown.



100ml bottle with a good cap seal



A good bottle which should have a good cap seal



CDH4000 Preparation Label

(A consistent 4000 ppm Chlorine Dioxide Solution)

This label can be resized and attached to various bottles sizes

CDH4000 4000 ppm CLO ₂ Water Solution Preparation Instructions	
Start with pure water (90%/vol):	_____ ml
Add 20-25% Sodium Chlorite (5%/vol):	_____ ml
Add 4% HCl (5%/vol):	_____ ml
Total Volume:	_____ ml
(Cap & wait 24 hours & then refrigerate)	
Final CLO ₂ concentration:	
4000 ppm	
<i>For faster results (8 hours), use 90° C water</i>	

CDH4000 Dilution Instructions

(To Dilute 4000 ppm to Any Other Concentration)

Instructions for using the ClO₂ Dilution Table below:

First, fill a container with pure water or 0.9% Sodium Chloride (saline) as indicated in the left column below. Next, find the ppm concentration you want for the container size you are using and take out & discard the number of ml indicated (of water or saline). Then replace the amount of water you just took out with **CDH4000**. Last, be sure to label your bottle with the ClO₂ ppm concentration you just made.

Container Size	Amount of CDH4000 to Use for Various ppm ClO ₂ Dilution Concentrations									
	10 ppm	20 ppm	30 ppm	40 ppm	50 ppm	60 ppm	70 ppm	80 ppm	90 ppm	100 ppm
50ml	0.125ml	0.25ml	0.375ml	0.50ml	0.625ml	0.75ml	0.875ml	1.00ml	1.125ml	1.25ml
100ml	0.25ml	0.50ml	0.75ml	1.00ml	1.25ml	1.50ml	1.75ml	2.00ml	2.25ml	2.50ml
200ml	0.50ml	1.00ml	1.50ml	2.00ml	2.50ml	3.00ml	3.50ml	4.00ml	4.50ml	5.00ml
250ml	0.625ml	1.25ml	1.875ml	2.50ml	3.125ml	3.75ml	4.375ml	5.00ml	5.625ml	6.25ml
300ml	0.75ml	1.50ml	2.25ml	3.00ml	3.75ml	4.50ml	5.25ml	6.00ml	6.75ml	7.50ml
400ml	1.00ml	2.00ml	3.00ml	4.00ml	5.00ml	6.00ml	7.00ml	8.00ml	9.00ml	10.00ml
500ml	1.25ml	2.50ml	3.75ml	5.00ml	6.25ml	7.50ml	8.75ml	10.00ml	11.25ml	12.50ml
600ml	1.50ml	3.00ml	4.50ml	6.00ml	7.50ml	9.00ml	10.50ml	12.00ml	13.50ml	15.00ml
1000ml	2.50ml	5.00ml	7.50ml	10.00ml	12.50ml	15.00ml	17.50ml	20.00ml	22.50ml	25.00ml

References

1. https://www.jstage.jst.go.jp/article/bio/15/2/15_2_45/_pdf/-char/en
2. <https://pubs.acs.org/doi/pdf/10.1021/bi061827u> (copy & paste this link into your browser)
3. <https://www.clinmedjournals.org/articles/jide/journal-of-infectious-diseases-and-epidemiology-jide-6-113.php?jid=jide>
4. <https://www.ncbi.nlm.nih.gov/pubmed/203115>
5. <https://www.drtamarabrowne.ca/app/uploads/Hydrogen-Peroxide-Intravenous-Therapy.pdf>
6. <https://youtu.be/30aqtzIfc1Y?t=1800> (This video may be deleted soon because it talks about doctors in Germany using CLO₂ to cure COVID-19 at about 30 minutes & 10 seconds)
7. [Video showing MMS IV of 22 activated drops being injected](#) (This video has been deleted off YouTube)

References

8. [https://l.facebook.com/l.php?u=https%3A%2F%2Flookaside.fb.com%2Ffile%2F0.%2520Scott%2520McRae%2527s%2520blood%2520test%2520indicating%252010cc%2520of%252050ppm%2520dilute%2520ClO2%2520given%25203%2520times%2520over%252011%2520hours%2520intravenously%2520is%2520safe.pdf%3Ftoken%3DAWYhOEVYUCFf5SMXDWTwbSLPcpKu6NTo_D4WLTpuBJPrv5E8ofUu93dyxGopJlw3bjp7nf2EeQY4uwcuStYOms8LsvJ6aC5T6rP0TOUtkWYQdvSelDctg4tNO7-8gPbXZsOeH0cQfcT48k50zszJ07GDTyQlpHc1Pv5LcUCT2mqMV4OYrOVc7PjpR1RFGKwmIU&h=AT2PLAhdmbneVRjtEGNB eKhgHTv9MU-jpz2Zm-bQOQhf0DWRij7kkf9mx87Psvl6yt3Kv-ILGGmXUIErB4M1nADVtmRzIG8owkBQDmSbHZIaZjvQs-GtXbl3lyV8KOGGmqLELUCgFfQd3t8L&__tn__=H-R&c\[0\]=AT1gwggbn7OE384tfcD9bACEvqCxtnDuua_CcwHK-I_0AdrgHuTaeOLd7FqLUvUWmt9RWPB8bzDiyL2K7ffb0f09WdJkxGIk9FUtxssXwpG4WMJvDN8uKbQsEslzf0IGZHUE0WkjsP8AfR1k8EO55Q](https://l.facebook.com/l.php?u=https%3A%2F%2Flookaside.fb.com%2Ffile%2F0.%2520Scott%2520McRae%2527s%2520blood%2520test%2520indicating%252010cc%2520of%252050ppm%2520dilute%2520ClO2%2520given%25203%2520times%2520over%252011%2520hours%2520intravenously%2520is%2520safe.pdf%3Ftoken%3DAWYhOEVYUCFf5SMXDWTwbSLPcpKu6NTo_D4WLTpuBJPrv5E8ofUu93dyxGopJlw3bjp7nf2EeQY4uwcuStYOms8LsvJ6aC5T6rP0TOUtkWYQdvSelDctg4tNO7-8gPbXZsOeH0cQfcT48k50zszJ07GDTyQlpHc1Pv5LcUCT2mqMV4OYrOVc7PjpR1RFGKwmIU&h=AT2PLAhdmbneVRjtEGNB eKhgHTv9MU-jpz2Zm-bQOQhf0DWRij7kkf9mx87Psvl6yt3Kv-ILGGmXUIErB4M1nADVtmRzIG8owkBQDmSbHZIaZjvQs-GtXbl3lyV8KOGGmqLELUCgFfQd3t8L&__tn__=H-R&c[0]=AT1gwggbn7OE384tfcD9bACEvqCxtnDuua_CcwHK-I_0AdrgHuTaeOLd7FqLUvUWmt9RWPB8bzDiyL2K7ffb0f09WdJkxGIk9FUtxssXwpG4WMJvDN8uKbQsEslzf0IGZHUE0WkjsP8AfR1k8EO55Q) (copy & paste this long link into your browser)

Created by Scott McRae

References

9.

https://www.google.com/search?q=Mesh+portable+nebulizer&client=firefox-b-d&sxsrf=ALeKk00ld37Us1YExteJIC1QWK-3-nbvHQ:1585573376074&source=lnms&tbm=isch&sa=X&ved=2ahUK EwjO_-GOocLoAhW98qYKHdKRDoQQ_AUoAXoECA0QAw&biw=1280&bih=624&dpr=1.5

10.

https://www.google.com/search?q=usb+ultrasonic+humidifier&tbm=isch&ved=2ahUKEwjOuPSxx8LoAhUDwYUKHR5HCw8Q2-cCegQIABAA&oq=USB+Ultrasonic+humidifier&gs_lcp=CgNpbWcQARgAMgIIADoGCAAQBxAeOggIABAHEAUQHjoICAAQCBAHEB5QoMIEWM7VBGDO5QRoAHAAeACAAaICiAGJCJIBAzItNJgBAKABAaoBC2d3cy13aXotaW1n&sclient=img&ei=lhaCXs6fE4OClwSejq14&bih=624&biw=1280&client=firefox-b-d (copy & paste this into your browser)

References

11. [Nebulizing Chlorine Dioxide in a Water Based Solution at Increasing Parts Per Million \(ppm\) Increments](#)
12. <https://drrowendrsu.com/our-blog/pandemic-flu-colds-viruses-homeself-help-anecdotes/>
01. <https://www.prokleanservices.com/assets/images/CL02PROVEN.pdf>

Additional Studies & Papers

Ozone:

1. <https://journals.athmsi.org/index.php/AJID/article/view/3578/2261>
2. <https://www.townsendletter.com/article/online-covid-19-mers-sars-critical-care-blood-ozonation/?fbclid=IwAR0mTfZ8vcyC6NTC8U4u0XslNexrFg5er4X9wb5hr6UICsQ36wjxUj7QwLA>
3. <https://www.ncbi.nlm.nih.gov/pmc/articles/PMC3312702/>
4. <http://www.triroc.com/sunnen/topics/sars.html>
5. <http://www.medgasres.com/article.asp?issn=2045-9912;year=2019;volume=9;issue=4;spage=232;epage=237;aulast=Rowen>
6. <https://blog.daveasprey.com/ozone-therapy-benefits-safety/?platform=hootsuite>
7. https://www.researchgate.net/post/Can_we_cure_corona_virus_Chinese_Novel_corona_virus_infection_using_ozone_therapy

Additional Studies & Papers

Hydrogen Peroxide:

1. <http://www.foodgrade-hydrogenperoxide.com/id42.html>
2. <http://www.medgasres.com/article.asp?issn=2045-9912;year=2019;volume=9;issue=4;spage=232;epage=237;aulast=Rowen>
3. [https://bjanaesthesia.org/article/S0007-0912\(17\)52400-9/pdf](https://bjanaesthesia.org/article/S0007-0912(17)52400-9/pdf)
4. <https://revolutionsdocs.com/home/iv-therapies/iv-hydrogen-peroxide/>
5. <https://epdf.pub/hydrogen-peroxide-medical-miracle.html>
6. <http://www.foodgrade-hydrogenperoxide.com/index.html>
7. <https://www.ncbi.nlm.nih.gov/pmc/articles/PMC3417441/pdf/bph0166-1211.pdf>

Additional Studies & Papers

Chlorine Dioxide:

1. <https://medcraveonline.com/IJVV/IJVV-02-00052.pdf>
2. https://cdn.shopify.com/s/files/1/0414/2833/files/An_Overall_View_ClO2.pdf?1961
3. <https://journals.plos.org/plosone/article?id=10.1371/journal.pone.0079157>
4. <https://benthamopen.com/contents/pdf/TOANTIMJ/TOANTIMJ-2-71.pdf>
5. <http://patft.uspto.gov/netacgi/nph-Parser?Sect2=PTO1&Sect2=HITOFF&p=1&u=/netahtml/PTO/search-bool.html&r=1&f=G&l=50&d=PALL&RefSrch=yes&Query=PN/6086922>
6. <https://www.ncbi.nlm.nih.gov/pubmed/15847934>
7. <https://www.ncbi.nlm.nih.gov/pubmed/28327506>